

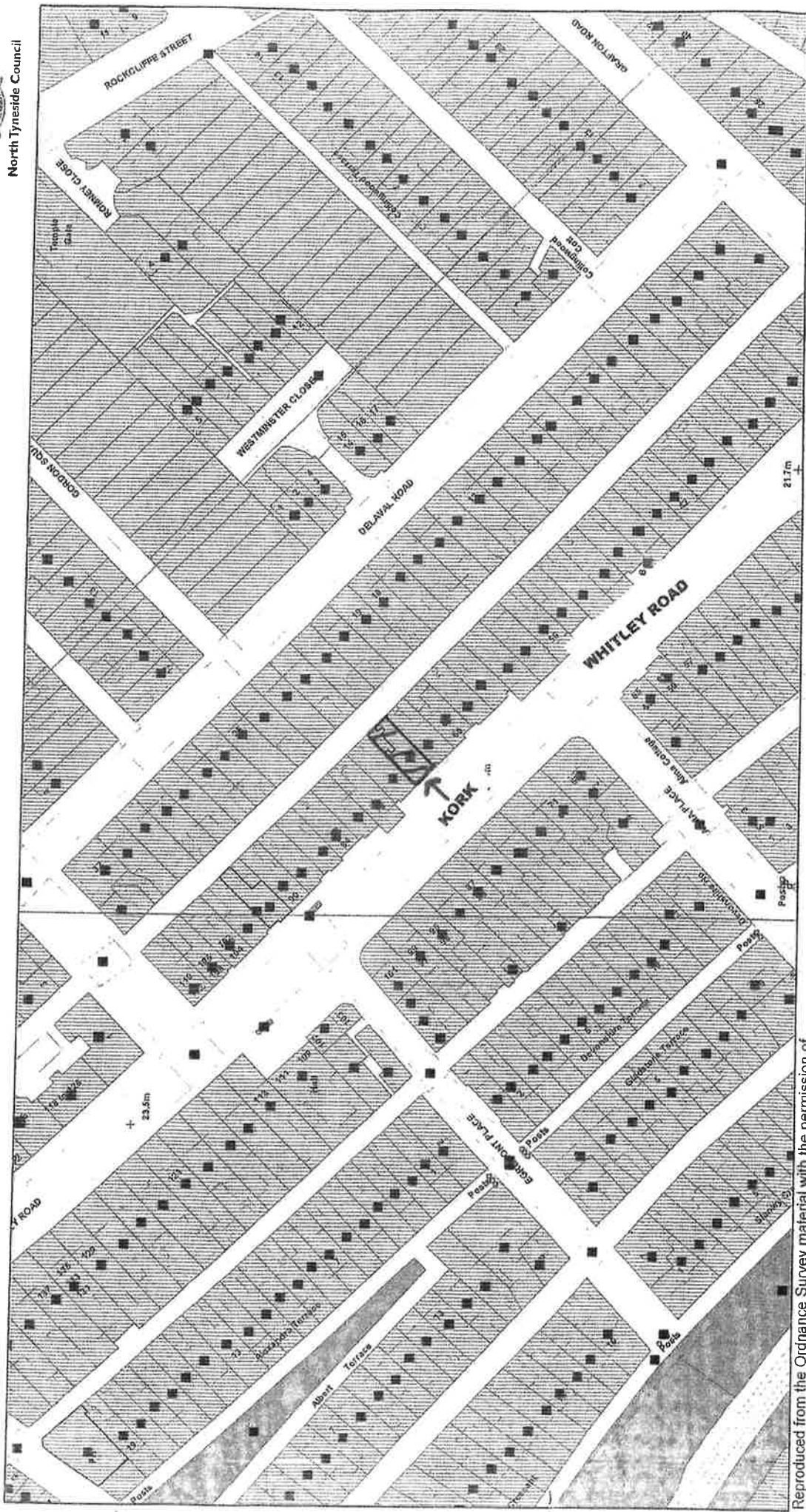
APPENDIX 2

KORK

74 Whitley Road, Whitley Bay



North Tyneside Council

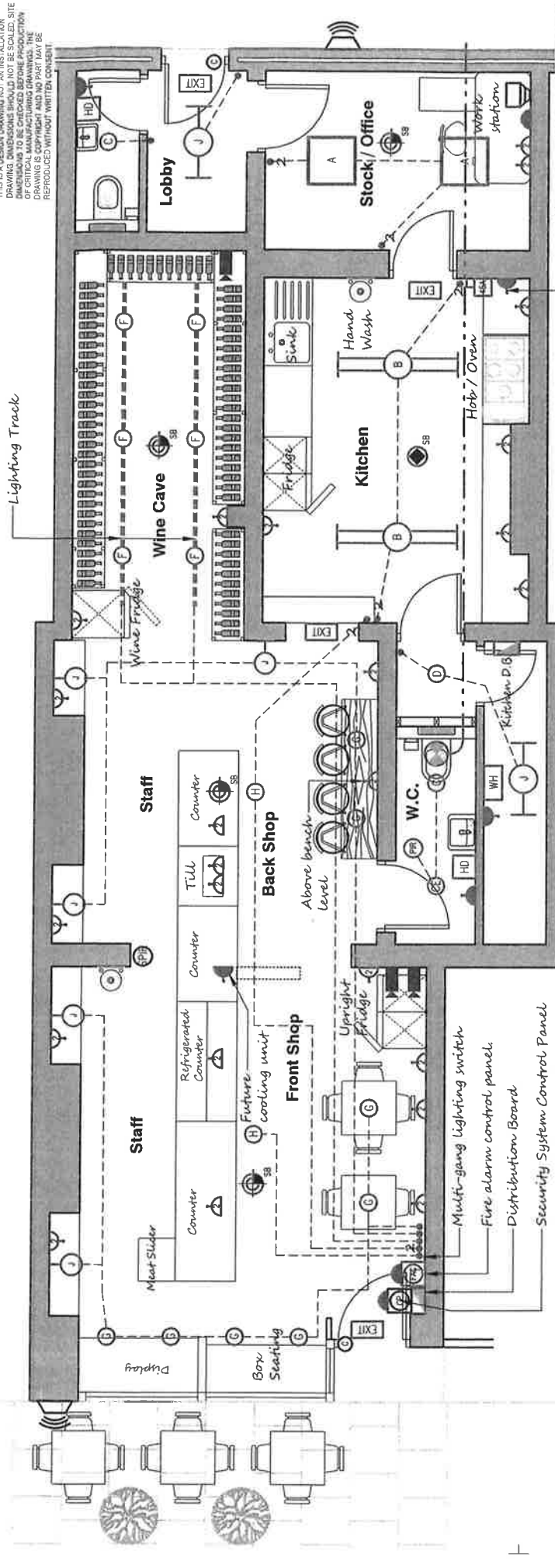


Reproduced from the Ordnance Survey material with the permission of Ordnance Survey on behalf of the Controller of Her Majesty's Stationery Office © Crown Copyright 2012. Unauthorised reproduction infringes Crown Copyright and may lead to prosecution or civil proceedings.
 North Tyneside Council © Crown Copyright and database right 2012.
 Ordnance Survey Licence Number 0100016801



Organisation	North Tyneside Council	Date	
Department	North Tyneside Council	SLA Number	100017901
Comments	Off Licence	Scale :	1:1250

NOTES
THIS IS A DESIGN DRAWING NOT AN INSTALLATION
DRAWING. DIMENSIONS SHOULD NOT BE SCALED. SITE
DIMENSIONS TO BE CHECKED BEFORE PRODUCTION
OF CRITICAL MANUFACTURING DRAWINGS. THE
DRAWING IS THE PROPERTY OF BDA AND MUST NOT BE
REPRODUCED WITHOUT WRITTEN CONSENT.



CLIENT
MR. SHAWN DARLING-COOPER
KORK

PROJECT
FIT OUT FOR KORK WINE AND DELI
74 WHITLEY ROAD
WHITLEY BAY
NE26 2NE

DESCRIPTION
ELECTRICAL SERVICES INSTALLATIONS

Building Design Associates
18 Beech Grove
Whitley Bay
Tyne and Wear
NE26 3PJ
Tel: 0191 2322 047
Mob: 07734 848 995
Email: info@buildingdesignassociates.com

Date: 1st June 2020
Scale: 1:50 @ A3
Rev: P-02
Proj. No: KORK-E-01

Lighting System Legend

- A 600 X 600 Modular surface lighting fluorescent fitting.
- B 1500 long surface mounted LED I.P. Rated fitting
- C 900 long surface mounted LED I.P. Rated fitting
- C Recessed decorative L.E.D. down-lighter
- CE Recessed decorative L.E.D. down-lighter with emergency lighting pack
- D General purpose surface mounted L.E.D. drum fitting
- F Track mounted L.E.D. spot light
- G Pendant L.E.D. down-lighters fixed to conduit drop-rods
- H Pendant decorative L.E.D. light fitting
- EXIT Surface mounted 3 hour non-maintained emergency lighting fitting
- PR Passive infra red lighting control switch
- One way lighting control switch
- Two way lighting control switch

Fire Alarm System Legend

- SB Observation smoke detector with sounder base
- PH Observation heat detector with sounder base
- CP Distribution board
- WH Electric water heater
- HD Hand dryer
- TW Twin switched 13 Amp socket outlet
- 13 13 Amp switched spur isolating unit
- 13 13 Amp un-switched spur isolating unit
- EF Extract fan operated by light switch with run-on-timer
- 45A Cooker control unit for future use

Security System Legend

- CP Security system control panel
- C Security system door contact
- PR Security system passive infra red detector
- SE Security system external sounder
- CTV C.C.T.V. / security system control panel and monitor
- CCV C.C.T.V. camera

Small Power System Legend

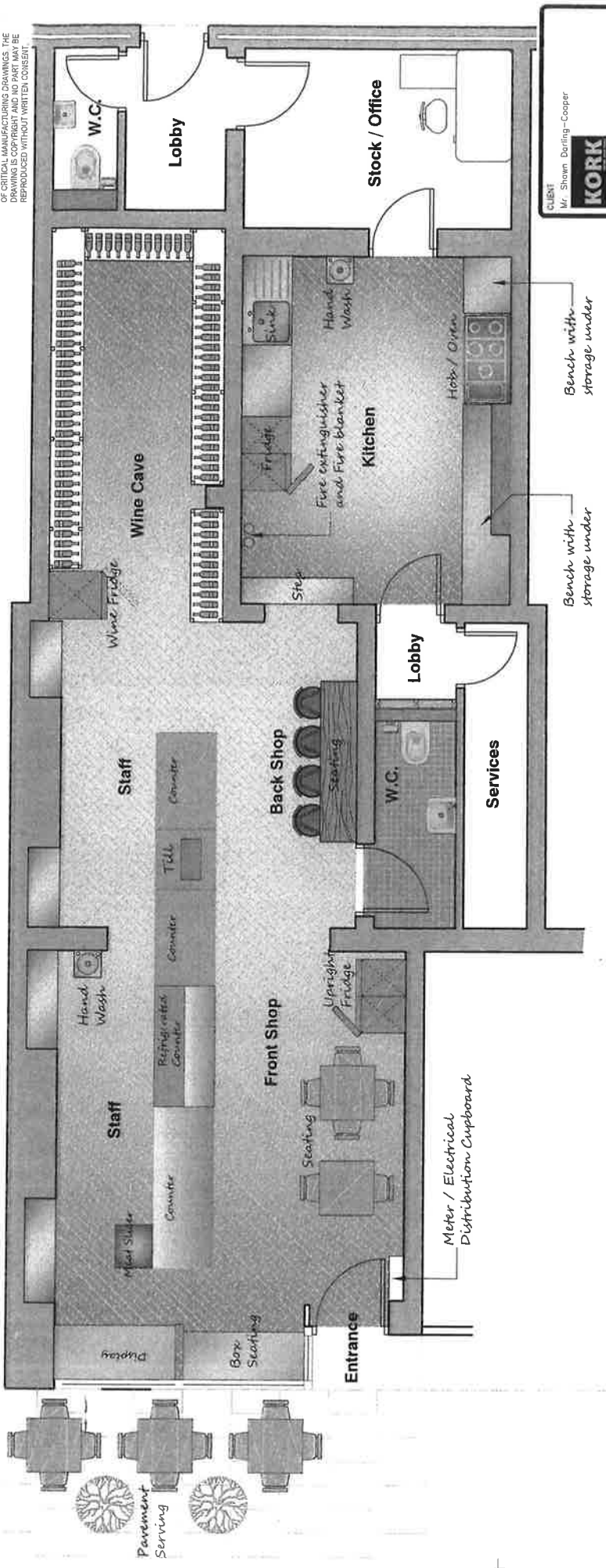
- WH Distribution board
- HD Electric water heater
- HD Hand dryer
- TW Twin switched 13 Amp socket outlet
- 13 13 Amp switched spur isolating unit
- 13 13 Amp un-switched spur isolating unit
- EF Extract fan operated by light switch with run-on-timer
- 45A Cooker control unit for future use

Future extract fan

Future cooling unit

Future extract fan

NOTES
 THIS IS A DESIGN DRAWING NOT AN INSTALLATION
 DRAWING. DIMENSIONS SHOULD NOT BE SCALED. SITE
 DIMENSIONS TO BE CHECKED BEFORE PRODUCTION
 DRAWING. ALL DIMENSIONS AND FINISHES IN THIS
 DRAWING IS CORRECT. THIS DRAWING SHOULD BE
 REPRODUCED WITHOUT WRITTEN CONSENT.



CUSTOMER
 Mr. Shawn Derrling-Cooper
KORK

PROJECT
 FIT OUT FOR KORK WINE AND DELI
 74 WHITLEY ROAD
 WHITLEY BAY
 NE26 2NE

DESCRIPTION
 PLAN AS PROPOSED

Building Design Associates

18 Beech Grove
 Whitley Bay
 Tyne & Wear
 NE26 3D7

Tel: 0191 2513 897
 Mob: 07713 438 890
 Email: info@buildingdesignassociates.com

Date	Scale
31st June 2020	1:50 @ A3
Dwg. No.	Rev
KORK-PL-01	P-04